

# Special CMPX Show Prices!



## MODEL: 510

- 5' x 10' cutting area
- Fully welded downdraft table
- All linear rail and racks are mounted on machined surfaces
- 6" x 6" x 1/4" Aluminum gantry, machined end trucks with precision micro stepper motor and gear rack

**ON-SITE INSTALLATION & TRAINING INCLUDED!**

- Low inertia, dual side drive carriage with twin self-cleaning V-rails with #3 V-rollers.
- 4.5" underneath gantry
- Magnetic breakaway torch
- Rack & pinion direct drive torch head lifter
- 4 Axis CNC Controller includes Flash Cut CNC Software
- Shop Data Systems CAM-DUCT HVAC Software

## EM-PRO DUAL SIDE DRIVE PLASMA CUTTING TABLE

CMPX SHOW SPECIAL!

**\$46,895**

**SAVE \$1,000**

SPECIAL PRICE IN EFFECT UNTIL APRIL 30, 2020



Providing sheet metal & metal fabricating machinery solutions since 1987

[www.empire-machinery.com](http://www.empire-machinery.com)

**PRICES ARE FOR A LIMITED TIME ONLY!**



SHOWN WITH  
OPTIONAL  
BASE STAND



#### 4 TOP SHAFT CONTROL OPTIONS

1. MANUAL HAND CRANK
2. AIR CYLINDER
3. AIR OVER OIL  
HYDRAULIC CYLINDER
4. AUTOMATED TOP  
SHAFT CONTROL  
WITH HYDRAULIC  
CYLINDER

**FREE FREIGHT!  
WITHIN CONTINENTAL  
CANADA ONLY.**

SPECIAL PRICES IN EFFECT  
UNTIL APRIL 30, 2020

**Empire Machinery** sells and services a  
wide range of new and pre-owned sheet  
metal and metal fabricating machinery.

Visit [www.empire-machinery.com](http://www.empire-machinery.com) for a complete list.

## EM-PRO POWER ROTARY MACHINE

CMPX SHOW SPECIAL!

**\$6,995**

SAVE \$600

(MANUAL HAND CRANK)

#### MODEL: EMT-7R

- Capacity: 14GA
- 11" Throat
- Variable Speed
- Forward & Reverse Foot Pedal
- Includes 3/8" Single  
Bead Rolls

#### OPTIONAL ROLLS

- Bead Rolls (3/16",  
1/4" & 1/2")
- Bead & Crimp  
Combination Rolls
- Light & Heavy Crimp  
Gauge Rolls
- Burring Rolls
- Easy Edger Rolls
- Elbow Edge Rolls
- Flange Rolls (1/4" & 1/2")
- Flattening Rolls
- Offset Rolls
- Ogee Bead Rolls
- Slitting Rolls
- Spin-In Collar Rolls
- Tap-In or Starter Collar Rolls

## NORLOK SURELOK III CLINCHING MACHINE

CMPX SHOW SPECIAL!

**\$22,340**

SAVE \$1,000

#### MODEL: SURELOK-III

No more spot welding!

- 25" Throat
- Fasten up to 2 layers of  
14GA Mild Steel (2 layers  
of 18GA stainless steel  
with simple tooling  
change)
- Adjustable 2-1/2" stroke  
for greater access
- Advanced Power Unit



Other models  
also available!



## EM-PRO SPOTWELDERS

### 25KVA - FOOT OPERATED

Model: PB126S1

Easy to use dial control

Electrics: 220V 1PH 60Hz  
Only **\$4,455** / **SAVE \$495**

Electrics: 575V 1PH 60Hz  
Only **\$4,622** / **SAVE \$514**

### 25KVA - AIR OPERATED

Model: PBP-PX126

Easy to use digital control

Electrics: 220V 1PH 60Hz  
Only **\$5,036** / **SAVE \$560**

Electrics: 575V 1PH 60Hz  
Only **\$4,802** / **SAVE \$534**

### 35KVA - AIR OPERATED

Model: PBP-PX136

Easy to use digital control

Electrics: 220V 1PH 60Hz  
Only **\$5,666** / **SAVE \$630**

Electrics: 575V 1PH 60Hz  
Only **\$5,396** / **SAVE \$600**

(PRICES DO NOT INCLUDE ARMS)



### 50KVA - AIR OPERATED

Model: PBP-PX151

Easy to use digital control

Electrics: 220V 1PH 60Hz  
Only **\$6,836** / **SAVE \$760**

Electrics: 575V 1PH 60Hz  
Only **\$6,638** / **SAVE \$738**

### OPTIONAL SELF CONTAINED WATER CHILLER

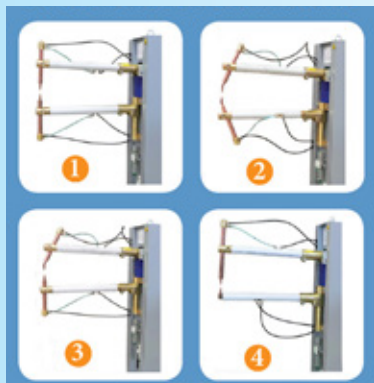
(Keeps transformer arms & tips at optimum operating temperature)

Only **\$1,425**

### ARMS PRICING:

24" arms - **\$1,195**/set

30" arms - **\$1,295**/set



### TIP HOLDER CONFIGURATIONS:

Four tip holder configurations available to choose from.


Tip holder configuration #4 is to weld small diameter parts as shown. (Weld tubes as small as 3" diameter)

## EM-PRO 20GA EDGE NOTCHER

**\$3,795**  
**SAVE \$380**

The Em-Pro Notcher will "slot-notch" metal up to a maximum of 20GA. Ideal for starting collars for ductwork or standing seam for fittings.

- Capacity (Mild Steel): 20GA
- Notch Depth: 0 to 1"
- Notch Width: 3/16"
- Spacing: 5/8" to 1-1/2"
- Speed: Variable Min. 18 fpm
- Electrics: 110V 1PH 60Hz, 1/3HP



## TIN KNOCKER 20GA PITTSBURGH ROLLFORMER

**\$7,495**  
**SAVE \$400**

- Capacity: 20GA & Lighter
- Depth of Pocket: 5/16" width
- Extended shafts for auxiliary rolls
- Speed: Approx. 23ft/minute
- Includes Autoguide Flanging Attachment and Auxiliary Drive Cleat Rolls



OUR PURPOSE IS TO HELP YOUR BUSINESS THRIVE.  
TAP INTO OUR 30+ YEARS OF EXPERIENCE – CALL US TODAY!

# We Have Your Solution!



CLEAT  
BENDERS



HYDRAULIC  
SHEARS



FOOT SHEARS




ROLLFORMERS



PINSPOTTERS



SPIRAL PIPE EQUIPMENT



CNC FOLDERS



STRAIGHT  
BRAKES



BOX & PAN  
BRAKES



NOTCHERS



BAR FOLDERS



BELT SANDERS



DUCT BEADERS



MANUAL SLIP  
ROLLERS



PINCH PLATE  
BENDING ROLLERS



IRON WORKERS



DRILL PRESSES



COIL LINES



Visit our website for a complete list of the new & used machines we sell and service.  
390 Eagle Drive Winnipeg, Manitoba R3C 2E6 Tel: 204.779.7791 Toll-Free: 1.800.665.8089

[www.empire-machinery.com](http://www.empire-machinery.com)